



Report

2021-2022

FEEDBACK COMMITTEE

SREE NARAYANA GURU COLLEGE OF COMMERCE

P.L. Lokhande Marg, Chembur (west)

COMPOSITION OF THE COMMITTEE

In Association with IQAC the following committee has been appointed

The members of the committee are as follows:

1. Mrs. Prabha Jasmine
2. Mrs. Mehjabeen Khan

In-Charge
Member



Academic year 2021-22

Stakeholders Feedback Analysis

On Curriculum

Sree Narayana Guru College of Commerce recognizes that the teaching-learning system followed by an educational institution needs continuous enhancement. To capacitate this process the institution adopts a feedback system that takes suggestions from various stakeholders viz. students, parents, alumni, teachers, and employer on various parameters about curriculum. The feedback received from them are analyzed and reviewed then implemented suggestions wherever possible, Such as to improve the teaching and learning process, to instil employability, and to develop communication skills by adding various certification courses.

Students Feedback for Curriculum

Assessment Method:


Description of the assessment process	Feedback is collected from students using a Google form, and various aspects such as portion completion, course outcomes, etc. are covered in the students' feedback forms.
Assessment Frequency	Once in a year
Assessed By	Institute
Reviewed By	Institute
Analysis Method	Questionnaires are constructed on a 5-point scale, and responses from students are collected, with responses 4 points and 5 points considered for analysis and chart representation are done accordingly.
Action Method	To pay attention to responses and suggestions made accordingly, further working on the suggestions for improvement.

Following Departments are analyzed

B.Com.	Bachelor of Commerce (Aided)
B.M.S.	Bachelor of Management Studies
B.A.F.	Bachelor of Accounting & Finance
B.B.I	Bachelor of Banking and Insurance
B.A.M.M.C.	B.A. in Multimedia and Mass Communication
B.Sc.I.T.	B.Sc. (Information Technology)
B.F.M.	B.Com. (Financial Management)
M.Com.	Masters of Commerce (Accountancy, Business Management and Banking & Finance)

B.COM

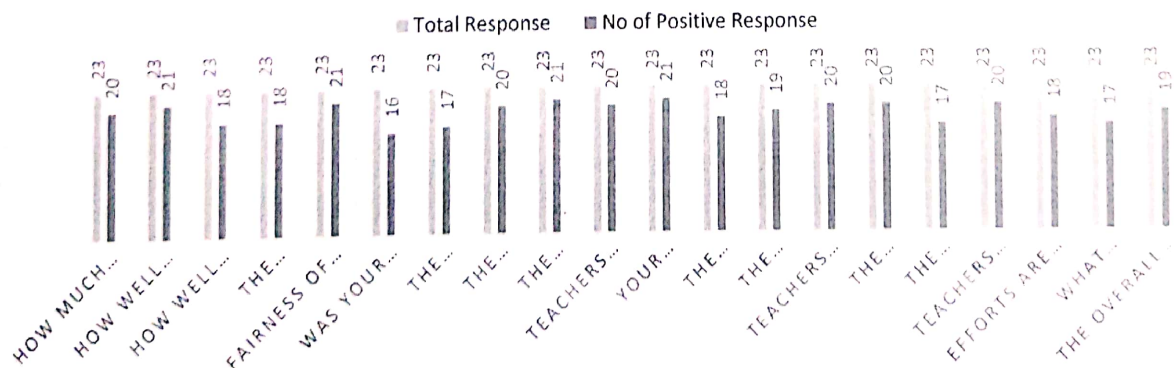
Sr.No	Question	Total Response	No of Positive Response	Percentage
1	How much of the syllabus was covered in the class?	30	29	97%
2	How well did the teachers prepare for the classes?	30	29	97%
3	How well were the teachers able to communicate?	30	25	83%
4	The teacher's approach to teaching can best be described as	30	28	93%
5	Fairness of the internal evaluation process by the teachers.	30	28	93%
6	Was your performance in class tests discussed with you?	30	26	86%
7	The institute takes active interest in promoting internship, student exchange, and field visit opportunities for students.	30	23	77%
8	The teaching and mentoring process in your institution facilitates you in cognitive, social and emotional growth.	30	24	80%
9	The institution provides multiple opportunities to learn and grow by providing certificate courses	30	27	90%
10	Teachers inform you about your expected competencies, course outcomes and programme outcomes.	30	28	93%
11	Your mentor does a necessary follow-up with an assigned task to you.	30	24	80%
12	The teachers illustrate the concepts through examples and applications.	30	28	93%
13	The teachers identify your strengths and encourage you with providing right level of challenges.	30	28	93%
14	Teachers are able to identify your weaknesses and help you to overcome them.	30	25	83%
15	The institution makes effort to engage students in the monitoring, review and continuous quality improvement of the teaching learning process.	30	29	97%
16	The institute/ teachers use student centric methods, such as experiential learning, participative learning and problem solving methodologies for enhancing learning experiences.	30	24	80%
17	Teachers encourage you to participate in extracurricular activities.	30	27	90%
18	Efforts are made by the institute/ teachers to inculcate soft skills, life skills and employability skills to make you ready for the world of work.	30	26	87%
19	What percentage of teachers use ICT tools such as Power Point Presentation, LCD projector, Multimedia, etc. while teaching	30	27	90%
20	The overall quality of teaching-learning process in your institute is very good.	30	27	90%



BMS

Sr.No	Question	Total Response	No of Positive Response	Percentage
1	How much of the syllabus was covered in the class?	23	20	87%
2	How well did the teachers prepare for the classes?	23	21	91%
3	How well were the teachers able to communicate?	23	18	78%
4	The teacher's approach to teaching can best be described as	23	18	78%
5	Fairness of the internal evaluation process by the teachers.	23	21	91%
6	Was your performance in class tests discussed with you?	23	16	70%
7	The institute takes active interest in promoting internship, student exchange, and field visit opportunities for students.	23	17	74%
8	The teaching and mentoring process in your institution facilitates you in cognitive, social and emotional growth.	23	20	87%
9	The institution provides multiple opportunities to learn and grow by providing certificate courses	23	21	91%
10	Teachers inform you about your expected competencies, course outcomes and programme outcomes.	23	20	87%
11	Your mentor does a necessary follow-up with an assigned task to you.	23	21	91%
12	The teachers illustrate the concepts through examples and applications.	23	18	78%
13	The teachers identify your strengths and encourage you with providing right level of challenges.	23	19	83%
14	Teachers are able to identify your weaknesses and help you to overcome them.	23	20	87%
15	The institution makes effort to engage students in the monitoring, review and continuous quality improvement of the teaching learning process.	23	20	87%
16	The institute/ teachers use student centric methods, such as experiential learning, participative learning and problem solving methodologies for enhancing learning experiences.	23	17	74%
17	Teachers encourage you to participate in extracurricular activities.	23	20	87%
18	Efforts are made by the institute/ teachers to inculcate soft skills, life skills and employability skills to make you ready for the world of work.	23	18	78%
19	What percentage of teachers use ICT tools such as Power Point Presentation, LCD projector, Multimedia, etc. while teaching	23	17	74%
20	The overall quality of teaching-learning process in your institute is very good.	23	19	83%

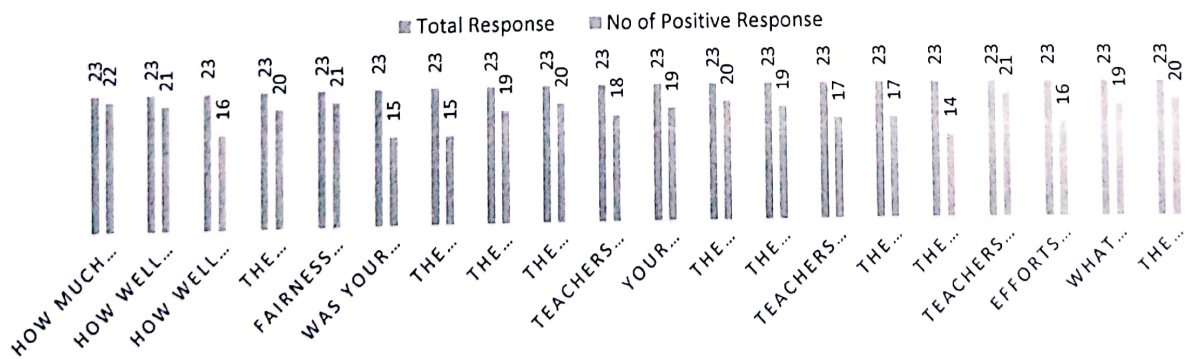
BMS



BAF

Sr.No	Question	Total Response	No of Positive Response	Percentage
1	How much of the syllabus was covered in the class?	23	22	96%
2	How well did the teachers prepare for the classes?	23	21	91%
3	How well were the teachers able to communicate?	23	16	70%
4	The teacher's approach to teaching can best be described as	23	20	87%
5	Fairness of the internal evaluation process by the teachers.	23	21	91%
6	Was your performance in class tests discussed with you?	23	15	65%
7	The institute takes active interest in promoting internship, student exchange, and field visit opportunities for students.	23	15	65%
8	The teaching and mentoring process in your institution facilitates you in cognitive, social and emotional growth.	23	19	83%
9	The institution provides multiple opportunities to learn and grow by providing certificate courses	23	20	87%
10	Teachers inform you about your expected competencies, course outcomes and programme outcomes.	23	18	78%
11	Your mentor does a necessary follow-up with an assigned task to you.	23	19	83%
12	The teachers illustrate the concepts through examples and applications.	23	20	87%
13	The teachers identify your strengths and encourage you with providing right level of challenges.	23	19	83%
14	Teachers are able to identify your weaknesses and help you to overcome them.	23	17	74%
15	The institution makes effort to engage students in the monitoring, review and continuous quality improvement of the teaching learning process.	23	17	74%
16	The institute/ teachers use student centric methods, such as experiential learning, participative learning and problem solving methodologies for enhancing learning experiences.	23	14	61%
17	Teachers encourage you to participate in extracurricular activities.	23	21	91%
18	Efforts are made by the institute/ teachers to inculcate soft skills, life skills and employability skills to make you ready for the world of work.	23	16	70%
19	What percentage of teachers use ICT tools such as Power Point Presentation, LCD projector, Multimedia, etc. while teaching	23	19	83%
20	The overall quality of teaching-learning process in your institute is very good.	23	20	87%

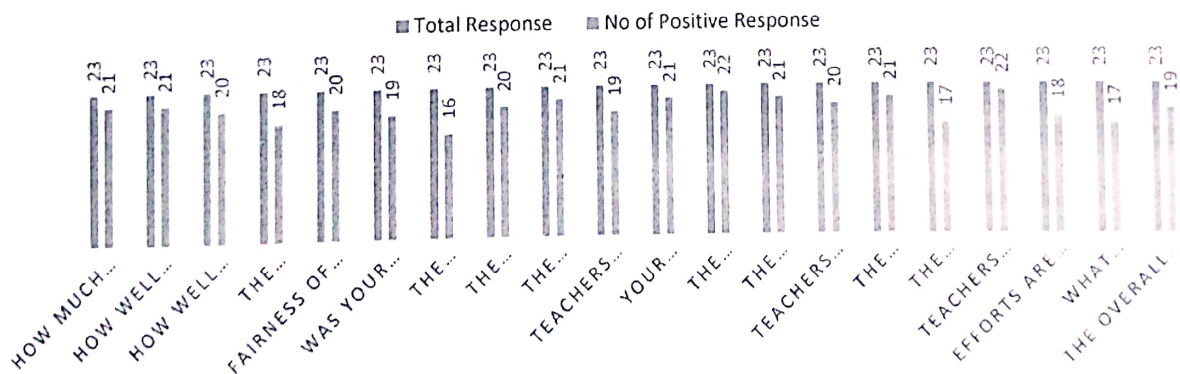
BAF



BBI

Sr.No	Question	Total Response	No of Positive Response	Percentage
1	How much of the syllabus was covered in the class?	23	21	91%
2	How well did the teachers prepare for the classes?	23	21	91%
3	How well were the teachers able to communicate?	23	20	87%
4	The teacher's approach to teaching can best be described as	23	18	78%
5	Fairness of the internal evaluation process by the teachers.	23	20	87%
6	Was your performance in class tests discussed with you?	23	19	83%
7	The institute takes active interest in promoting internship, student exchange, and field visit opportunities for students.	23	16	70%
8	The teaching and mentoring process in your institution facilitates you in cognitive, social and emotional growth.	23	20	87%
9	The institution provides multiple opportunities to learn and grow by providing certificate courses	23	21	91%
10	Teachers inform you about your expected competencies, course outcomes and programme outcomes.	23	19	83%
11	Your mentor does a necessary follow-up with an assigned task to you.	23	21	91%
12	The teachers illustrate the concepts through examples and applications.	23	22	96%
13	The teachers identify your strengths and encourage you with providing right level of challenges.	23	21	91%
14	Teachers are able to identify your weaknesses and help you to overcome them.	23	20	87%
15	The institution makes effort to engage students in the monitoring, review and continuous quality improvement of the teaching learning process.	23	21	91%
16	The institute/ teachers use student centric methods, such as experiential learning, participative learning and problem solving methodologies for enhancing learning experiences.	23	17	74%
17	Teachers encourage you to participate in extracurricular activities.	23	22	96%
18	Efforts are made by the institute/ teachers to inculcate soft skills, life skills and employability skills to make you ready for the world of work.	23	18	78%
19	What percentage of teachers use ICT tools such as Power Point Presentation, LCD projector, Multimedia, etc. while teaching	23	17	74%
20	The overall quality of teaching-learning process in your institute is very good.	23	19	83%

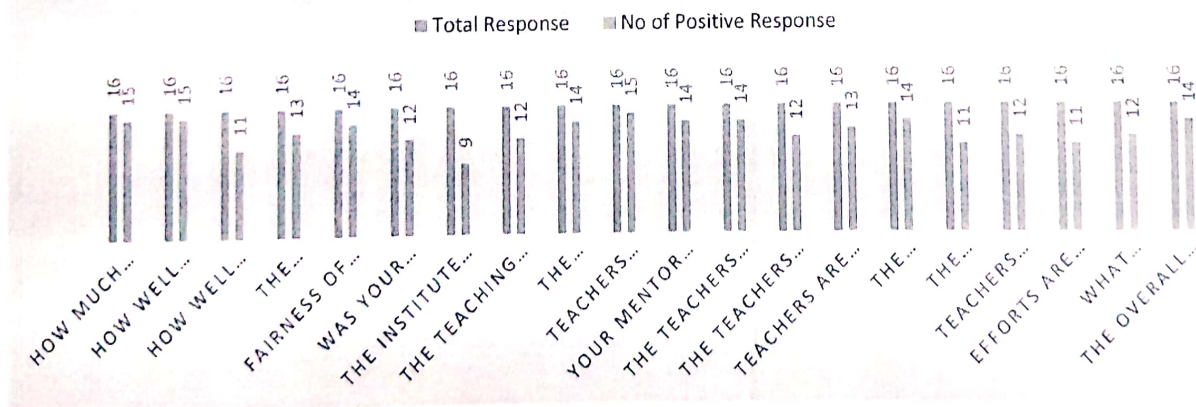
BBI



BFM

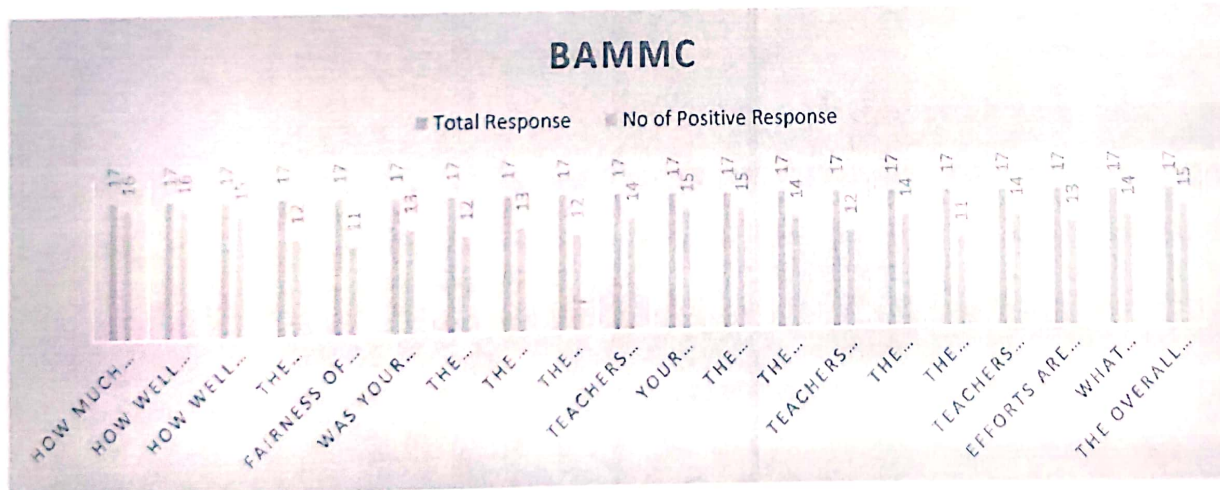
Sr.No	Question	Total Response	No of Positive Response	Percentage
1	How much of the syllabus was covered in the class?	16	15	94%
2	How well did the teachers prepare for the classes?	16	15	94%
3	How well were the teachers able to communicate?	16	11	69%
4	The teacher's approach to teaching can best be described as	16	13	81%
5	Fairness of the internal evaluation process by the teachers.	16	14	88%
6	Was your performance in class tests discussed with you?	16	12	75%
7	The institute takes active interest in promoting internship, student exchange, and field visit opportunities for students.	16	9	56%
8	The teaching and mentoring process in your institution facilitates you in cognitive, social and emotional growth.	16	12	75%
9	The institution provides multiple opportunities to learn and grow by providing certificate courses	16	14	88%
10	Teachers inform you about your expected competencies, course outcomes and programme outcomes.	16	15	94%
11	Your mentor does a necessary follow-up with an assigned task to you.	16	14	88%
12	The teachers illustrate the concepts through examples and applications.	16	14	88%
13	The teachers identify your strengths and encourage you with providing right level of challenges.	16	12	75%
14	Teachers are able to identify your weaknesses and help you to overcome them.	16	13	81%
15	The institution makes effort to engage students in the monitoring, review and continuous quality improvement of the teaching learning process.	16	14	88%
16	The institute/ teachers use student centric methods, such as experiential learning, participative learning and problem solving methodologies for enhancing learning experiences.	16	11	69%
17	Teachers encourage you to participate in extracurricular activities.	16	12	75%
18	Efforts are made by the institute/ teachers to inculcate soft skills, life skills and employability skills to make you ready for the world of work.	16	11	69%
19	What percentage of teachers use ICT tools such as Power Point Presentation, LCD projector, Multimedia, etc. while teaching	16	12	75%
20	The overall quality of teaching-learning process in your institute is very good.	16	14	88%

BFM



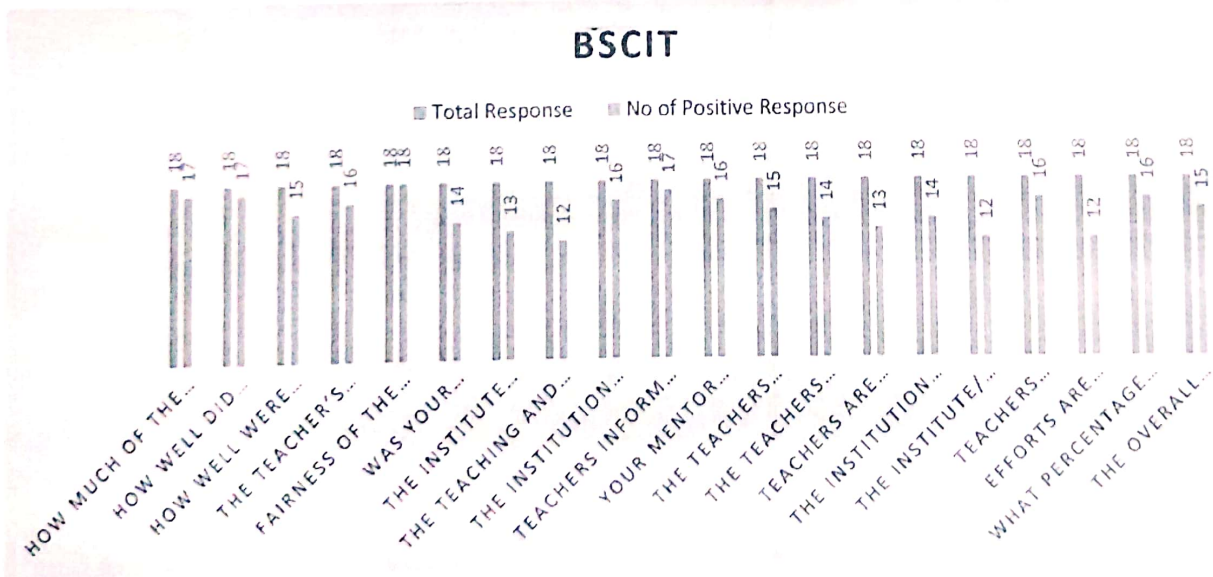
BAMMC

Sr.No	Question	Total Response	No of Positive Response	Percentage
1	How much of the syllabus was covered in the class?	17	16	94%
2	How well did the teachers prepare for the classes?	17	16	94%
3	How well were the teachers able to communicate?	17	15	88%
4	The teacher's approach to teaching can best be described as	17	12	71%
5	Fairness of the internal evaluation process by the teachers.	17	11	65%
6	Was your performance in class tests discussed with you?	17	13	76%
7	The institute takes active interest in promoting internship, student exchange, and field visit opportunities for students.	17	12	71%
8	The teaching and mentoring process in your institution facilitates you in cognitive, social and emotional growth.	17	13	76%
9	The institution provides multiple opportunities to learn and grow by providing certificate courses	17	12	71%
10	Teachers inform you about your expected competencies, course outcomes and programme outcomes.	17	14	82%
11	Your mentor does a necessary follow-up with an assigned task to you.	17	15	88%
12	The teachers illustrate the concepts through examples and applications.	17	15	88%
13	The teachers identify your strengths and encourage you with providing right level of challenges.	17	14	82%
14	Teachers are able to identify your weaknesses and help you to overcome them.	17	12	71%
15	The institution makes effort to engage students in the monitoring, review and continuous quality improvement of the teaching learning process.	17	14	82%
16	The institute/ teachers use student centric methods, such as experiential learning, participative learning and problem solving methodologies for enhancing learning experiences.	17	11	65%
17	Teachers encourage you to participate in extracurricular activities.	17	14	82%
18	Efforts are made by the institute/ teachers to inculcate soft skills, life skills and employability skills to make you ready for the world of work.	17	13	76%
19	What percentage of teachers use ICT tools such as Power Point Presentation, LCD projector, Multimedia, etc. while teaching	17	14	82%
20	The overall quality of teaching-learning process in your institute is very good.	17	15	88%



BSCIT

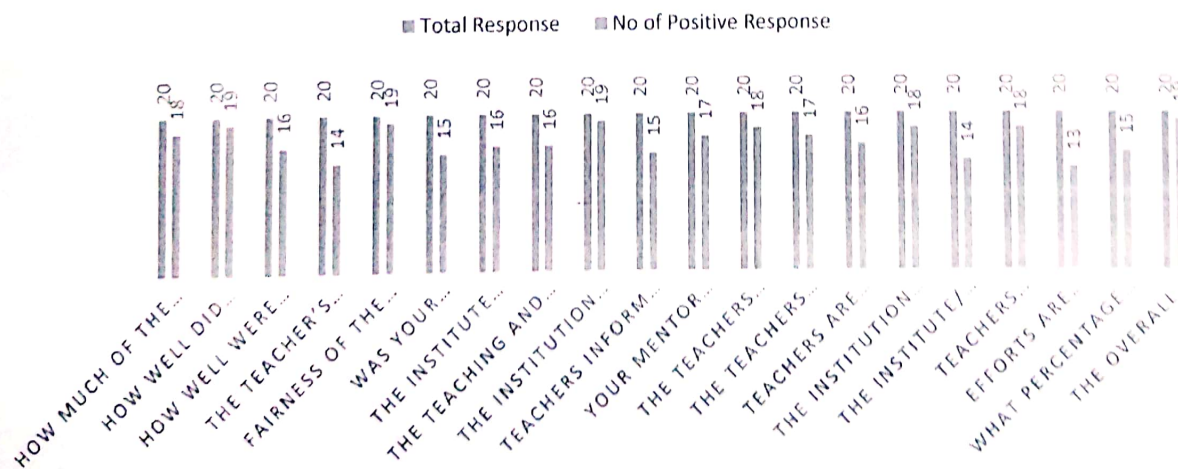
Sr.No	Question	Total Response	No of Positive Response	Percentage
1	How much of the syllabus was covered in the class?	18	17	94%
2	How well did the teachers prepare for the classes?	18	17	94%
3	How well were the teachers able to communicate?	18	15	83%
4	The teacher's approach to teaching can best be described as	18	16	89%
5	Fairness of the internal evaluation process by the teachers.	18	18	100%
6	Was your performance in class tests discussed with you?	18	14	78%
7	The institute takes active interest in promoting internship, student exchange, and field visit opportunities for students.	18	13	72%
8	The teaching and mentoring process in your institution facilitates you in cognitive, social and emotional growth.	18	12	67%
9	The institution provides multiple opportunities to learn and grow by providing certificate courses	18	16	89%
10	Teachers inform you about your expected competencies, course outcomes and programme outcomes.	18	17	94%
11	Your mentor does a necessary follow-up with an assigned task to you.	18	16	89%
12	The teachers illustrate the concepts through examples and applications.	18	15	83%
13	The teachers identify your strengths and encourage you with providing right level of challenges.	18	14	78%
14	Teachers are able to identify your weaknesses and help you to overcome them.	18	13	72%
15	The institution makes effort to engage students in the monitoring, review and continuous quality improvement of the teaching learning process.	18	14	78%
16	The institute/ teachers use student centric methods, such as experiential learning, participative learning and problem solving methodologies for enhancing learning experiences.	18	12	67%
17	Teachers encourage you to participate in extracurricular activities.	18	16	89%
18	Efforts are made by the institute/ teachers to inculcate soft skills, life skills and employability skills to make you ready for the world of work.	18	12	67%
19	What percentage of teachers use ICT tools such as Power Point Presentation, LCD projector, Multimedia, etc. while teaching	18	16	89%
20	The overall quality of teaching-learning process in your institute is very good.	18	15	83%



M.COM

Sr.No	Question	Total Response	No of Positive Response	Percentage
1	How much of the syllabus was covered in the class?	20	18	90%
2	How well did the teachers prepare for the classes?	20	19	95%
3	How well were the teachers able to communicate?	20	16	80%
4	The teacher's approach to teaching can best be described as	20	14	70%
5	Fairness of the internal evaluation process by the teachers.	20	19	95%
6	Was your performance in class tests discussed with you?	20	15	75%
7	The institute takes active interest in promoting internship, student exchange, and field visit opportunities for students.	20	16	80%
8	The teaching and mentoring process in your institution facilitates you in cognitive, social and emotional growth.	20	16	80%
9	The institution provides multiple opportunities to learn and grow by providing certificate courses	20	19	95%
10	Teachers inform you about your expected competencies, course outcomes and programme outcomes.	20	15	75%
11	Your mentor does a necessary follow-up with an assigned task to you.	20	17	85%
12	The teachers illustrate the concepts through examples and applications.	20	18	90%
13	The teachers identify your strengths and encourage you with providing right level of challenges.	20	17	85%
14	Teachers are able to identify your weaknesses and help you to overcome them.	20	16	80%
15	The institution makes effort to engage students in the monitoring, review and continuous quality improvement of the teaching learning process.	20	18	90%
16	The institute/ teachers use student centric methods, such as experiential learning, participative learning and problem solving methodologies for enhancing learning experiences.	20	14	70%
17	Teachers encourage you to participate in extracurricular activities.	20	18	90%
18	Efforts are made by the institute/ teachers to inculcate soft skills, life skills and employability skills to make you ready for the world of work.	20	13	65%
19	What percentage of teachers use ICT tools such as Power Point Presentation, LCD projector, Multimedia, etc. while teaching	20	15	75%
20	The overall quality of teaching-learning process in your institute is very good.	20	19	95%

M.COM



Teachers Feedback for Curriculum

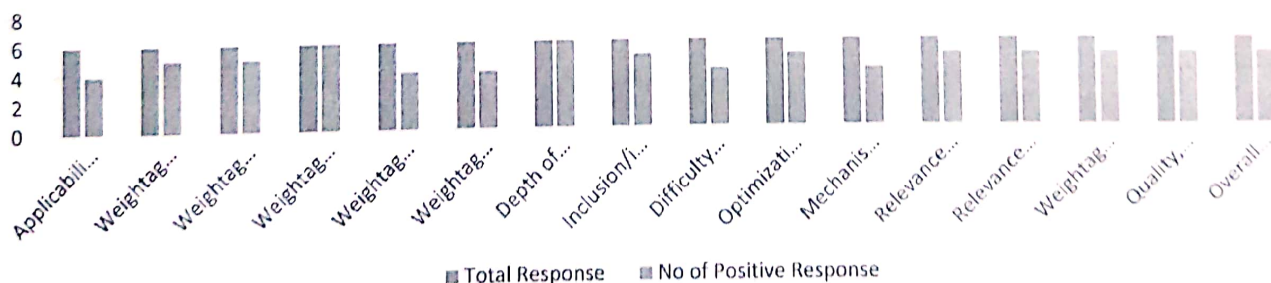
Assessment Method:

Description of the assessment process	Feedback is collected from students using a Google form, and various aspects such as weightage given to employability, skill development, depth of course content etc. are covered in the teachers' feedback forms
Assessment Frequency	Once in a year
Assessed By	Institute
Reviewed By	Institute
Analysis Method	Questionnaires are constructed on a 5-point scale, and responses from teachers are collected, with responses 4 and 5 considered positive and the rest ignored. Analysis and chart representation are done accordingly.
Action Method	To pay attention to negative responses and suggestions made accordingly, further working on the suggestions for improvement.

Accountancy

Sr.No	Question	Total Response	No of Positive Response	Percentage
1	Applicability/relevance to real life situations & local developmental needs	6	4	67%
2	Weightage given to Employability	6	5	83%
3	Weightage given to Entrepreneurship	6	5	83%
4	Weightage given to Skill development	6	6	100%
5	Weightage given to Project	6	4	67%
6	Weightage given to practical and field work component	6	4	67%
7	Depth of the course content	6	6	100%
8	Inclusion/incorporation of latest advancements in the subject	6	5	83%
9	Difficulty level of course content	6	4	67%
10	Optimization of course content	6	5	83%
11	Mechanism used for development /revision of curriculum by BoS(e.g. feedback from educationalist, industry expert)	6	4	67%
12	Relevance of learning objectives of the syllabus	6	5	83%
13	Relevance of Course outcomes	6	5	83%
14	Weightage given to Learning values (in terms of knowledge, concepts, manual skills, analytical abilities and broadening perspectives)	6	5	83%
15	Quality, Clarity and relevance of textual reading / Reference material / Study material	6	5	83%
16	Overall rating	6	5	83%

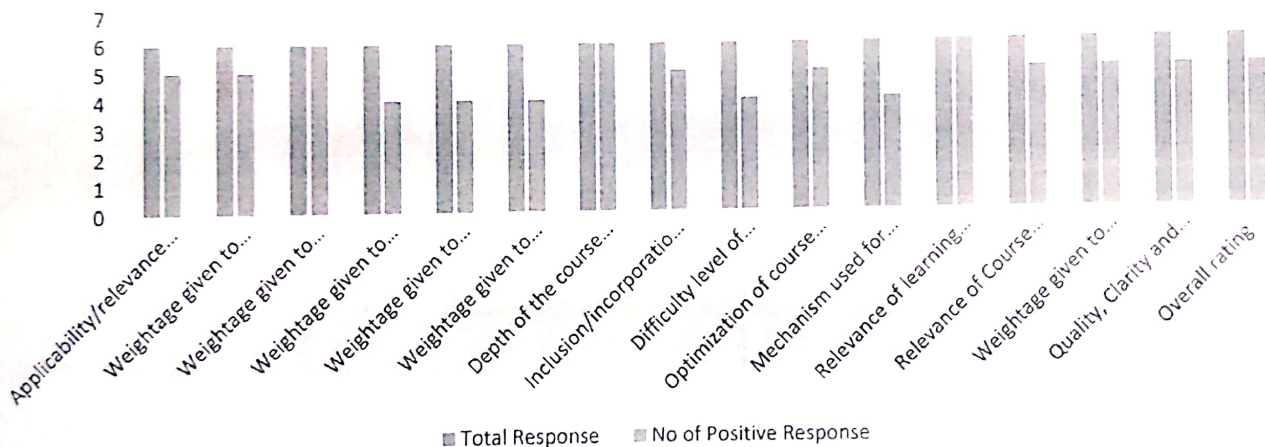
Accountancy



• Commerce & Management

Sr.No	Question	Total Response	No of Positive Response	Percentage
1	Applicability/relevance to real life situations & local developmental needs	6	5	83%
2	Weightage given to Employability	6	5	83%
3	Weightage given to Entrepreneurship	6	6	100%
4	Weightage given to Skill development	6	4	67%
5	Weightage given to Project	6	4	67%
6	Weightage given to practical and field work component	6	4	67%
7	Depth of the course content	6	6	100%
8	Inclusion/incorporation of latest advancements in the subject	6	5	83%
9	Difficulty level of course content	6	4	67%
10	Optimization of course content	6	5	83%
11	Mechanism used for development /revision of curriculum by BoS(e.g. feedback from educationalist, industry expert)	6	4	67%
12	Relevance of learning objectives of the syllabus	6	6	100%
13	Relevance of Course outcomes	6	5	83%
14	Weightage given to Learning values (in terms of knowledge, concepts, manual skills, analytical abilities and broadening perspectives)	6	5	83%
15	Quality, Clarity and relevance of textual reading / Reference material / Study material	6	5	83%
16	Overall rating	6	5	83%

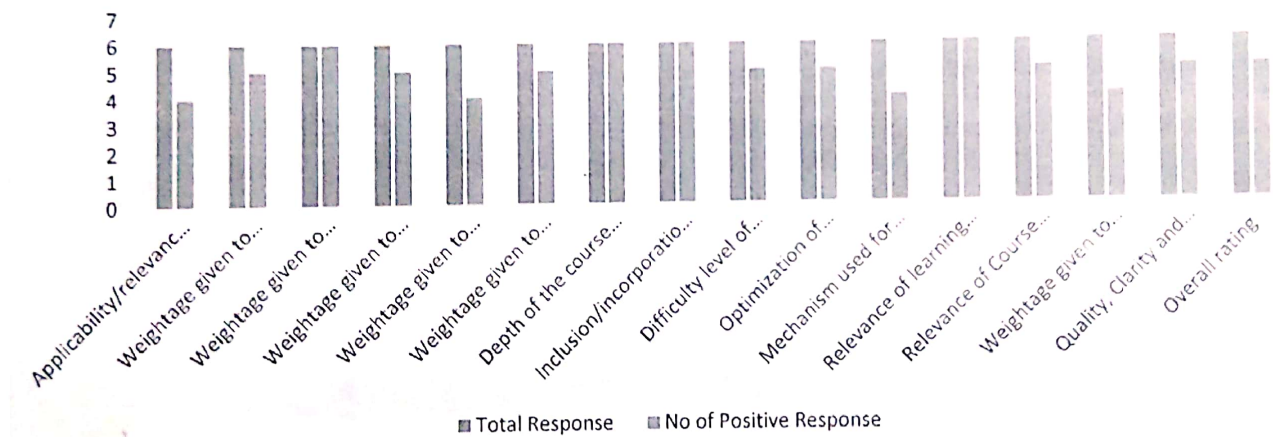
Commerce and Management



Information Technology

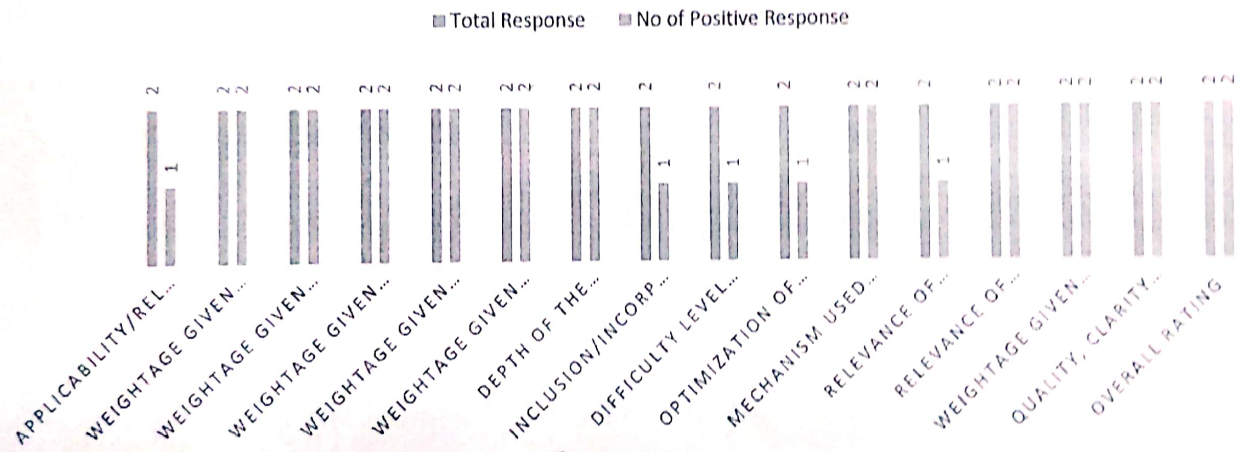
Sr.No	Question	Total Response	No of Positive Response	Percentage
1	Applicability/relevance to real life situations & local developmental needs	6	4	67%
2	Weightage given to Employability	6	5	83%
3	Weightage given to Entrepreneurship	6	6	100%
4	Weightage given to Skill development	6	5	83%
5	Weightage given to Project	6	4	67%
6	Weightage given to practical and field work component	6	5	83%
7	Depth of the course content	6	6	100%
8	Inclusion/incorporation of latest advancements in the subject	6	6	100%
9	Difficulty level of course content	6	5	83%
10	Optimization of course content	6	5	83%
11	Mechanism used for development /revision of curriculum by BoS(e.g. feedback from educationalist, industry expert)	6	4	67%
12	Relevance of learning objectives of the syllabus	6	6	100%
13	Relevance of Course outcomes	6	5	83%
14	Weightage given to Learning values (in terms of knowledge, concepts, manual skills, analytical abilities and broadening perspectives)	6	4	67%
15	Quality, Clarity and relevance of textual reading / Reference material / Study material	6	5	83%
16	Overall rating	6	5	83%

Information Technology



Sr.No	Question	Total Response	No of Positive Response	Percentage
1	Applicability/relevance to real life situations & local developmental needs	2	1	50%
2	Weightage given to Employability	2	2	100%
3	Weightage given to Entrepreneurship	2	2	100%
4	Weightage given to Skill development	2	2	100%
5	Weightage given to Project	2	2	100%
6	Weightage given to practical and field work component	2	2	100%
7	Depth of the course content	2	2	100%
8	Inclusion/incorporation of latest advancements in the subject	2	1	50%
9	Difficulty level of course content	2	1	50%
10	Optimization of course content	2	1	50%
11	Mechanism used for development /revision of curriculum by BoS(e.g. feedback from educationalist, industry expert)	2	2	100%
12	Relevance of learning objectives of the syllabus	2	1	50%
13	Relevance of Course outcomes	2	2	100%
14	Weightage given to Learning values (in terms of knowledge, concepts, manual skills, analytical abilities and broadening perspectives)	2	2	100%
15	Quality, Clarity and relevance of textual reading / Reference material / Study material	2	2	100%
16	Overall rating	2	2	100%

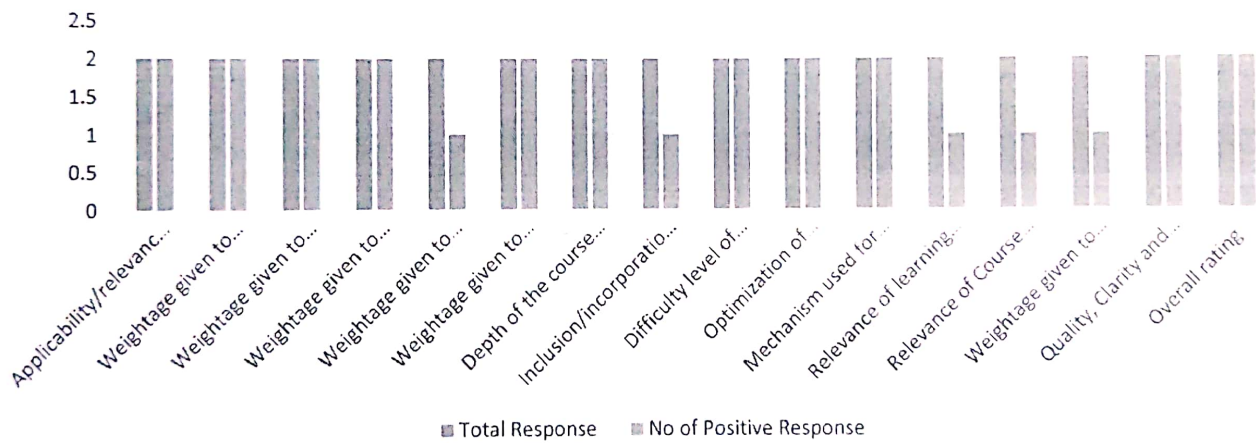
MATHEMATICS AND STATISTICS



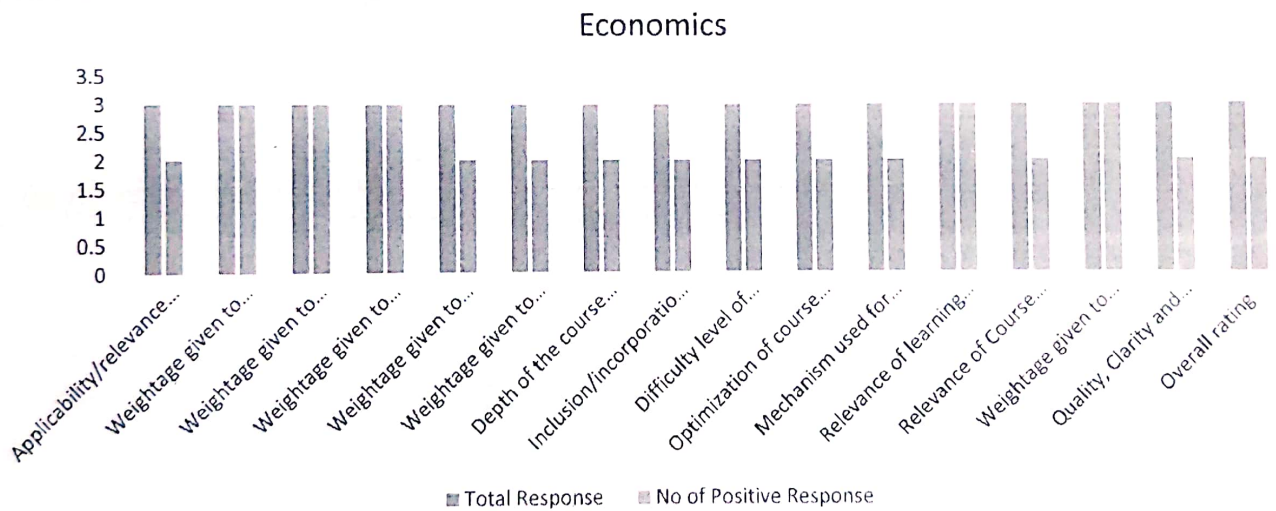
Communication

Sr.No	Question	Total Response	No of Positive Response	Percentage
1	Applicability/relevance to real life situations & local developmental needs	2	2	100%
2	Weightage given to Employability	2	2	100%
3	Weightage given to Entrepreneurship	2	2	100%
4	Weightage given to Skill development	2	2	100%
5	Weightage given to Project	2	1	50%
6	Weightage given to practical and field work component	2	2	100%
7	Depth of the course content	2	2	100%
8	Inclusion/incorporation of latest advancements in the subject	2	1	50%
9	Difficulty level of course content	2	2	100%
10	Optimization of course content	2	2	100%
11	Mechanism used for development /revision of curriculum by BoS(e.g. feedback from educationalist, industry expert)	2	2	100%
12	Relevance of learning objectives of the syllabus	2	1	50%
13	Relevance of Course outcomes	2	1	50%
14	Weightage given to Learning values (in terms of knowledge, concepts, manual skills, analytical abilities and broadening perspectives)	2	1	50%
15	Quality, Clarity and relevance of textual reading / Reference material / Study material	2	2	100%
16	Overall rating	2	2	100%

Communication



Sr.No	Question	Total Response	No of Positive Response	Percentage
1	Applicability/relevance to real life situations & local developmental needs	3	2	67%
2	Weightage given to Employability	3	3	100%
3	Weightage given to Entrepreneurship	3	3	100%
4	Weightage given to Skill development	3	3	100%
5	Weightage given to Project	3	2	67%
6	Weightage given to practical and field work component	3	2	67%
7	Depth of the course content	3	2	67%
8	Inclusion/incorporation of latest advancements in the subject	3	2	67%
9	Difficulty level of course content	3	2	67%
10	Optimization of course content	3	2	67%
11	Mechanism used for development /revision of curriculum by BoS(e.g. feedback from educationalist, industry expert)	3	2	67%
12	Relevance of learning objectives of the syllabus	3	3	100%
13	Relevance of Course outcomes	3	2	67%
14	Weightage given to Learning values (in terms of knowledge, concepts, manual skills, analytical abilities and broadening perspectives)	3	3	100%
15	Quality, Clarity and relevance of textual reading / Reference material / Study material	3	2	67%
16	Overall rating	3	2	67%



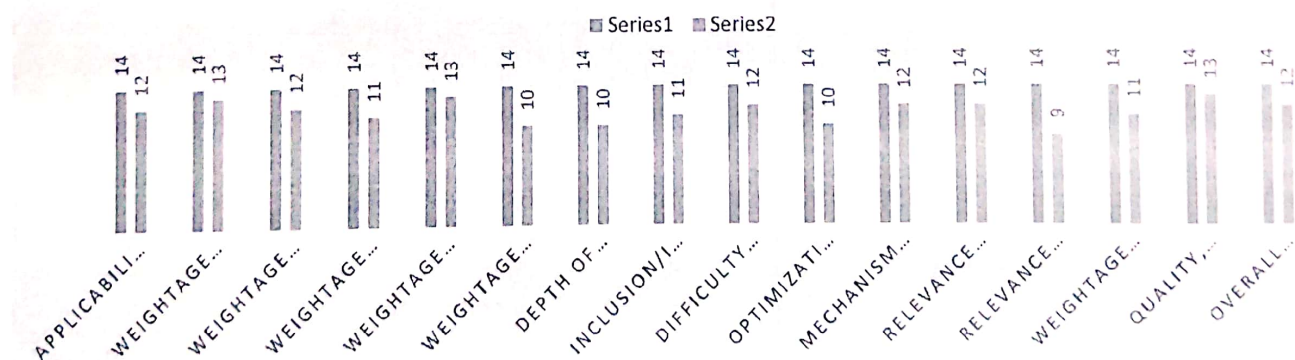
Alumni Feedback for Curriculum

Assessment Method:

Description of the assessment process	Feedback is collected from Alumni using a Google form, and various aspects such as weightage given to employability, skill development, depth of course content etc. are covered in the Alumni' feedback forms
Assessment Frequency	Once in a year
Assessed By	Institute
Reviewed By	Institute
Analysis Method	Questionnaires are constructed on a 5-point scale, and responses from students are collected, with responses 4 points and 5 points considered for analysis and chart representation are done accordingly.
Action Method	To pay attention to responses and suggestions made accordingly, further working on the suggestions for improvement.

Sr.No	Question	Total Response	No of Positive Response	Percentage
1	Applicability/relevance to real life situations & local developmental needs	14	12	86%
2	Weightage given to Employability	14	13	93%
3	Weightage given to Entrepreneurship	14	12	86%
4	Weightage given to Skill development	14	11	79%
5	Weightage given to Project	14	13	93%
6	Weightage given to practical and field work component	14	10	71%
7	Depth of the course content	14	10	71%
8	Inclusion/incorporation of latest advancements in the subject	14	11	79%
9	Difficulty level of course content	14	12	86%
10	Optimization of course content	14	10	71%
11	Mechanism used for development /revision of curriculum by BoS(e.g. feedback from educationalist, industry expert)	14	12	86%
12	Relevance of learning objectives of the syllabus	14	12	86%
13	Relevance of Course outcomes	14	9	64%
14	Weightage given to Learning values (in terms of knowledge, concepts, manual skills, analytical abilities and broadening perspectives)	14	11	79%
15	Quality, Clarity and relevance of textual reading / Reference material / Study material	14	13	93%
16	Overall rating	14	12	86%

ALUMNI

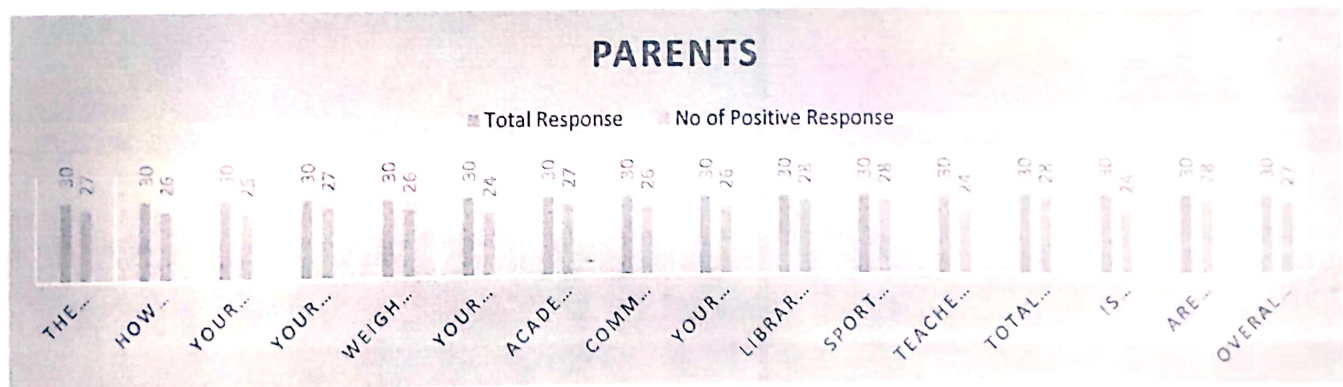


Parents Feedback for Curriculum

Assessment Method:

Description of the assessment process	Feedback is collected Parents using a Google form, and various aspects such as Quality of education, extracurricular activities, academic growth etc. are covered in the patents' feedback forms
Assessment Frequency	Once in a year
Assessed By	Institute
Reviewed By	Institute
Analysis Method	Questionnaires are constructed on a 5-point scale, and responses from students are collected, with responses 4 points and 5 points considered for analysis and chart representation are done accordingly.
Action Method	To pay attention to responses and suggestions made accordingly, further working on the suggestions for improvement.

Sr.No	Question	Total Response	No of Positive Response	Percentage
1	The Quality of Education is	30	27	90%
2	How do you rate the Quality and relevance of the courses included into the curriculum	30	26	87%
3	Your Opinion about the activities like seminars, meditation classes, sports etc.	30	25	83%
4	Your opinion about the department staff and their support to your child	30	27	90%
5	Weightage given to Project	30	26	87%
6	Your Confidence on the employability based on this programme of study	30	24	80%
7	Academic growth of your child	30	27	90%
8	Communication skill of your child	30	26	87%
9	Your child consciousness about environment, energy conservation, cleanliness	30	26	87%
10	Library Facilities	30	28	93%
11	Sport Facilities	30	28	93%
12	Teachers engaging students with real life activities, teaching moral values and shaping their careers.	30	24	80%
13	Total Atmosphere of the institution	30	28	93%
14	Is your child given enough exposure as far as career orientation is concerned?	30	24	80%
15	Are the Authorities easily approachable regarding any queries?	30	28	93%
16	Overall rating	30	27	90%

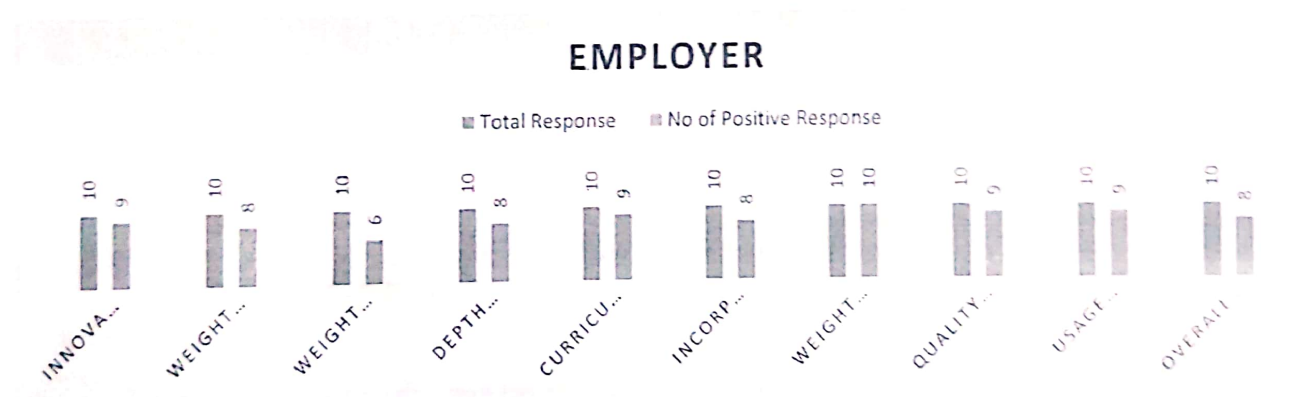


Employer Feedback for Curriculum

Assessment Method:

Description of the assessment process	Feedback is collected from Employer using a Google form, and various aspects such as weightage given to employability, skill development, Innovativeness, creativity etc. are covered in the employer' feedback forms
Assessment Frequency	Once in a year
Assessed By	Institute
Reviewed By	Institute
Analysis Method	Questionnaires are constructed on a 5-point scale, and responses from students are collected, with responses 4 points and 5 points considered for analysis and chart representation are done accordingly.
Action Method	To pay attention to responses and suggestions made accordingly, further working on the suggestions for improvement.

Sr.No	Question	Total Response	No of Positive Response	Percentage
1	Innovativeness and creativity	10	9	90%
2	Weightage given to Employability / entrepreneurship / Skill development	10	8	80%
3	Weightage given to practical, field work component	10	6	60%
4	Depth of the course content	10	8	80%
5	Curriculum proved useful at workplace	10	9	90%
6	Incorporation of component about development of ability to manage/leadership qualities	10	8	80%
7	Weightage given to Learning values (in terms of knowledge, concepts, manual skills, analytical abilities and broadening perspectives)	10	10	100%
8	Quality, Clarity and relevance of textual reading / Reference material / Study material	10	9	90%
9	Usage of Curriculum for development of human resource at your industry/workplace	10	9	90%
10	Overall rating	10	8	80%



Seabha

Mrs. Prabha Jasmine Nadar
Chairperson, Feedback Committee

Principal

SREE NARAYANA GURU COLLEGE OF COMMERCE

Action Taken Report on Feedback (2021-2022)

The Internal Quality Assurance Cell has developed a feedback mechanism for various stakeholders (students, teachers, parents, employees, and alumni) of the College. The College is affiliated to University of Mumbai, and the courses are introduced by the University. The College collects feedback at the end of every academic year from various stakeholders. The feedback is analyzed, and the College takes the appropriate action required for better implementation of the curriculum. The consolidated feedback analysis and action taken by various stakeholders are as follows:

Stakeholders	Feedback	Action Taken
Students	<ul style="list-style-type: none">Students facing problem in online class	<ul style="list-style-type: none">Hybrid teaching is introduced to overcome the problem of online teaching.
	<ul style="list-style-type: none">Continuous Improvement	<ul style="list-style-type: none">Students' problems are identified through mentoring activities, which help teachers understand the students' issues and give them timely solutions for continuous student improvement.
	<ul style="list-style-type: none">Practical Learning	<ul style="list-style-type: none">Students are encouraged to learn practically in each department's certificate course. In addition, provide hands-on training in some specialized areas.
Teachers	<ul style="list-style-type: none">Adopting innovative techniques/strategies of teaching	<ul style="list-style-type: none">Increased facility for a smart board and projector in the classroom. To adopt innovative techniques for teachingCollege has software that allows students to submit assignments, take notes, and even take tests, as well as track their performance and attendance.
Employers	<ul style="list-style-type: none">Communication skill	<ul style="list-style-type: none">To improve communication skills, a basic programme is organised called the Language Club, where proper training is provided to improve communication skills.Various activities like presentations, debates, group discussions, essay writing,

		etc. are conducted to improve confidence and efficiency.
Parents	<ul style="list-style-type: none"> • Should invite Guest lecturer 	<ul style="list-style-type: none"> • In each department , a specialized topic is covered by guest lecturer • Various resource person are invited to give more practical knowledge information to students
	<ul style="list-style-type: none"> • Need more Regular test 	<ul style="list-style-type: none"> • As per suggestion, every faculty started to keep or give regular assignments and tests to frequently improve the students' performance.
Alumni	<ul style="list-style-type: none"> • Students should give more exposure to field visit 	<ul style="list-style-type: none"> • Various field visit is done for students like <ol style="list-style-type: none"> 1. Visit to SEBI 2. Visit to RBI 3. Visit to Film City 4. Visit to Industry 5. Visit to Film Production house
	<ul style="list-style-type: none"> • Infrastructure to self-development 	<ul style="list-style-type: none"> • improved library space and resources to utilise • Availability of a huge playing ground for all types of sports activities • Gym facilities are provided in the given time slot. • Computers are available for students' use. • Various extracurricular activities are conducted to improve overall development.

Prabha

Mrs. Prabha Jasmine Nadar

Chairperson, Feedback Committee

[Signature]

Principal



SREE NARAYANA GURU COLLEGE OF COMMERCE

Feedback Report (2021-2022)

The internal quality assurance cell makes it a practice to mandatorily collect feedback from stakeholders, including students, teachers, parents, employers, and alumni. This is done by the Feedback Committee. They collect and analyses feedback and make recommendations to appropriate bodies in order to initiate action for improvement. It was previously collected manually, but with technological advancements, it is now available both online and offline.

During the year 2021–2022, due to the pandemic situation and temporary closure of educational institutions, lectures were taken in online mode, later shifting to hybrid mode. The feedback on the syllabus from various stakeholders was collected through a Google form and manually. The main objectives of collecting the feedback were to know the opinion of the stakeholders on the current methodology of teaching and about the syllabus and how we can improve it.

1. Students :-

- a. Most of the students are satisfied with the syllabus content.
- b. Students were having difficulty understanding the online lecture; some students were experiencing network issues and were unable to access the internet in order to attend online lectures.
- c. Students feel their studies are closely monitored through the mentoring group, which gives them timely guidance in all aspects.

2. Teachers

- a. Most of the teachers are satisfied with the relevance of the syllabus to the objectives of the course.
- b. Many teachers are in favour of certification courses because a core aspect of education is developing employability skills for students, which are incorporated into various certification courses in addition to the regular subjects.
- c. In the technology era, many teachers agreed that teaching activities should be more technology-based.

3. Employers


- a. Most of the employer showed their satisfaction with the relevance of the syllabus with the current work requirement.
- b. Employers reported that the students at work have strong management skill and leadership skills.
- c. More training is needed to improve communication skills.

4. Alumni

- a. Alumni suggested that the students should provide more exposure to practical learning and the importance of field visits.
- b. Alumni are satisfied about the availability of infrastructure on College campuses.

5. Parents

- a. Parents are satisfied with the courses content and about the extra certification course for student's overall development.
- b. Parents suggested to keep more specialized lecture to improve the knowledge.



Mrs. Prabha Jasmine Nadar
Chairperson, Feedback Committee



Principal

